

#MIMAROPAYouthToday

RISK BEHAVIOR OF YOUNG PEOPLE IN MIMAROPA

PART 1



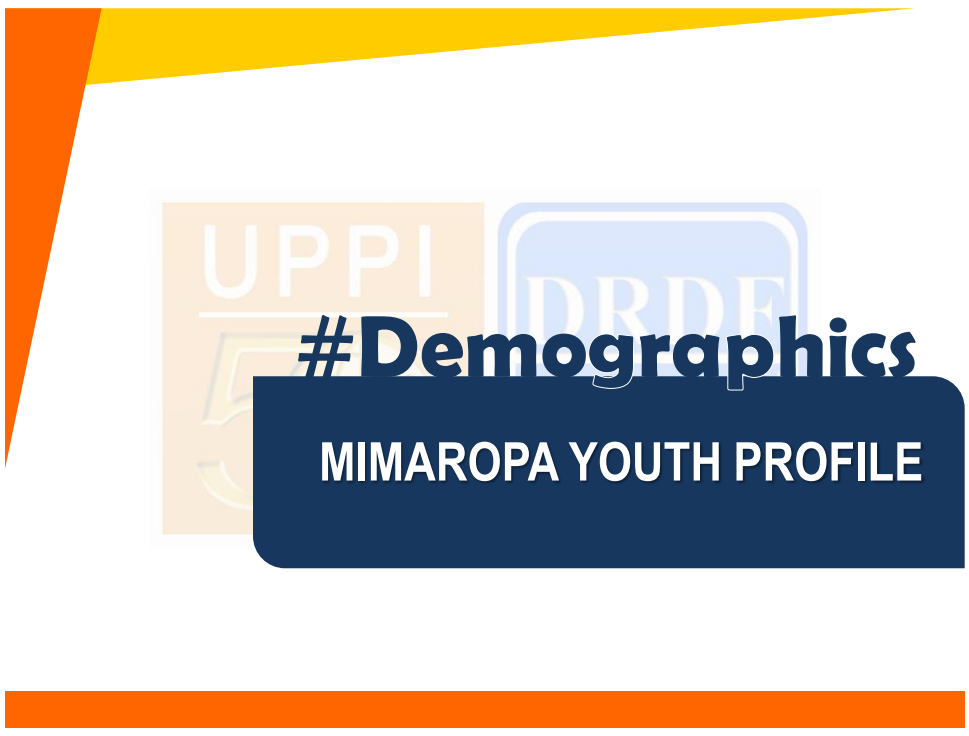
Demographic Research & Development Foundation, Inc.
University of the Philippines Population Institute

OUTLINE

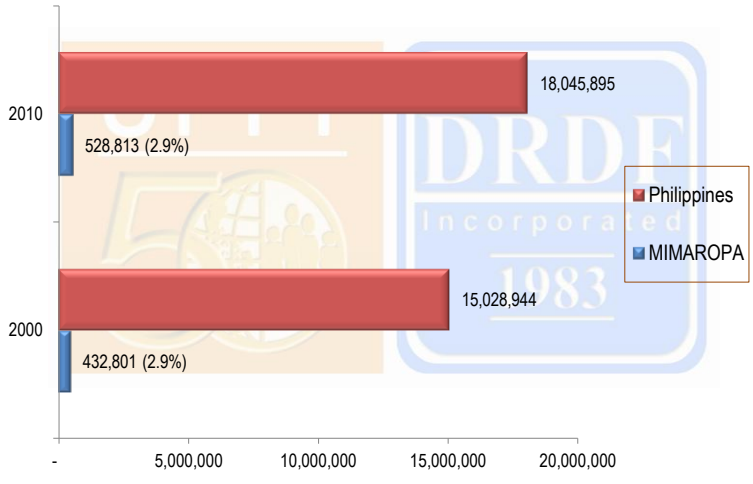
- Demography of the youth in MIMAROPA
- The 2013 YAFS Study
- Background characteristics, health, and lifestyle
- Nonsexual risk behaviors
- Sources of information about sex and reproduction
- Summary

#YAFS4

Demographic Research & Development Foundation • University of the Philippines Population Institute



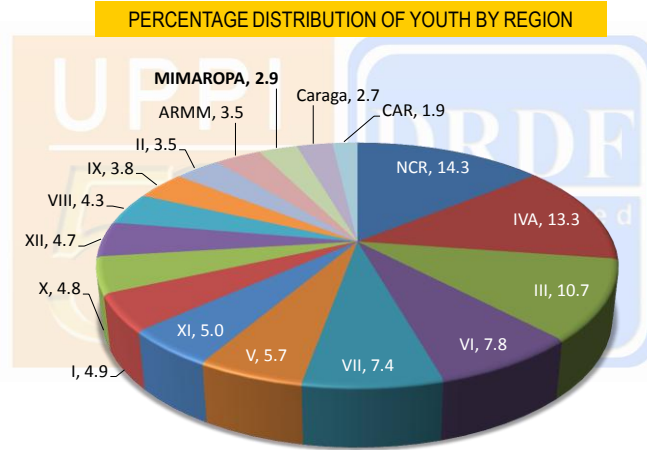
Youth population: Philippines & MIMAROPA



Source: 2010 Census

#YAFS4

2.9 percent of the country's youth are in MIMAROPA

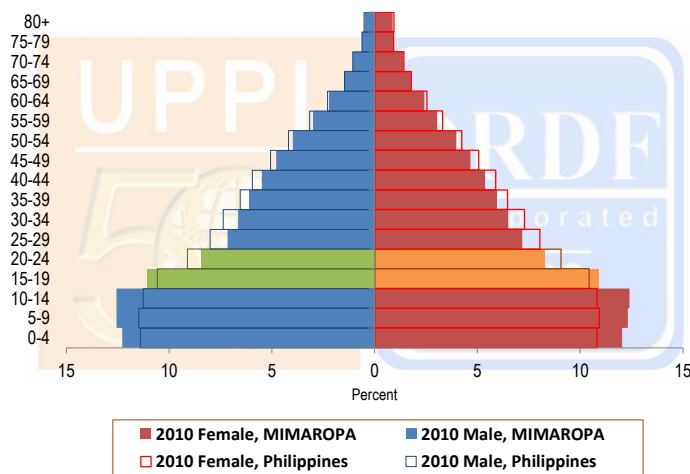


Source: 2010 Census

#YAFS4

Demographic Research & Development Foundation • University of the Philippines Population Institute


Young population in MIMAROPA and in the Philippines as a whole



Source: 2010 Census

#YAFS4

Demographic Research & Development Foundation • University of the Philippines Population Institute



Background



- 4th round of nationally-representative surveys on Filipino youth 15-24 years old
- Jointly implemented by the
 - Demographic Research & Development Foundation (DRDF)
 - University of the Philippines Population Institute (UPPI)
- Funded by The Australian Government through UNFPA, Department of Health & Philippine Council for Health Research and Development (PCHRD)

#YAFS4

Demographic Research & Development Foundation • University of the Philippines Population Institute

Predecessor surveys

1982 YAFS
(5,240 female respondents)



1994 YAFS
(10,879 male and female respondents)

2002 YAFS
(19,728 male and female respondents)



Demographic Research & Development Foundation • University of the Philippines Population Institute **#YAFS4**

General objective of YAFS4

To provide updated information on a broad framework of adolescent sexuality and reproductive health issues, their antecedents, and manifestations that will be useful in the design of interventions to safeguard the health and welfare of Filipino youth.

Demographic Research & Development Foundation • University of the Philippines Population Institute **#YAFS4**

Survey instruments

- **10** survey instruments
 - Household Form
 - **8** Individual Questionnaires for the youth respondents
 - 4 Main Questionnaires
(Single Female, Married Female, Single Male, Married Male)
 - 4 Muslim Questionnaires
(Single Female, Married Female, Single Male, Married Male)
 - Community Form
- All questionnaires were translated to 6 major languages

#YAFS4

Demographic Research & Development Foundation • University of the Philippines Population Institute

Main questionnaire contents

Block A. Individual characteristics
Block B. Family characteristics and relationships
Block C. Self-esteem and values
Block D. School, work and community
Block E. Media
Block F. Friends and peers
Block G. Health and lifestyle

Block H. Marriage
Block I. Puberty, dating and sex
Block J. Fertility and contraception
Block K. Knowledge and attitudes towards marriage, sex and related issues
Block L. Reproductive health

#YAFS4

Demographic Research & Development Foundation • University of the Philippines Population Institute

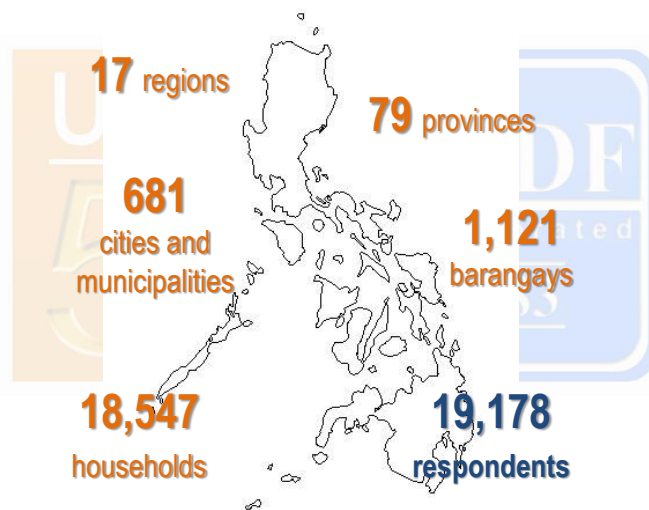
Survey design

- Sampling design: Multistage stratified random sampling
- Sampling domain: Region
- Sample size per region: About 1,000 respondents
- Respondents: 15-24 years old single and married males and females

#YAFS4

Demographic Research & Development Foundation • University of the Philippines Population Institute

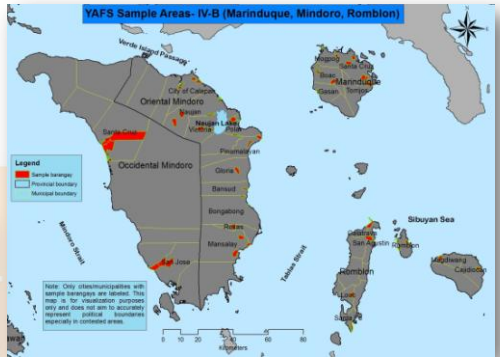
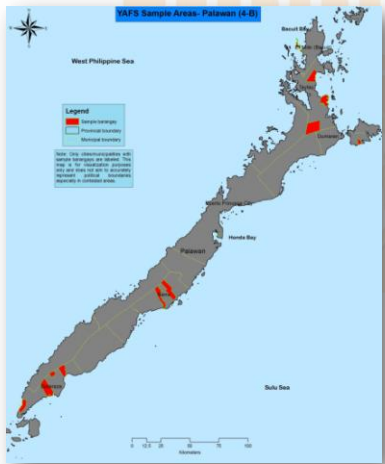
Coverage of YAFS4



#YAFS4

Demographic Research & Development Foundation • University of the Philippines Population Institute

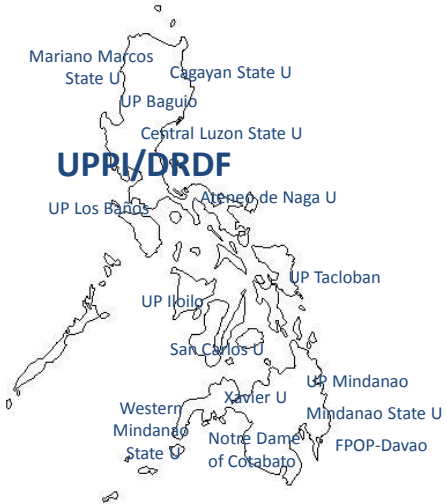
Coverage of YAFS4 in MIMAROPA



All 5 provinces
30 cities/municipalities
66 barangays
1,058 households
1,084 youth respondents

Field implementation

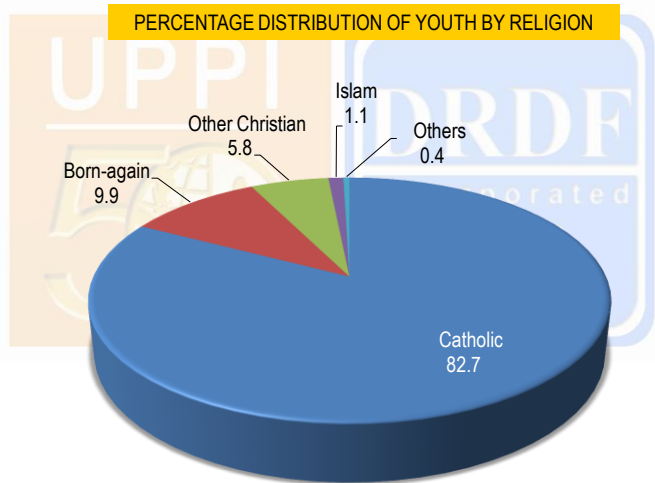
- Fieldwork was conducted from January to May 2013
- Regional network of research and academic institutions were involved in the data collection



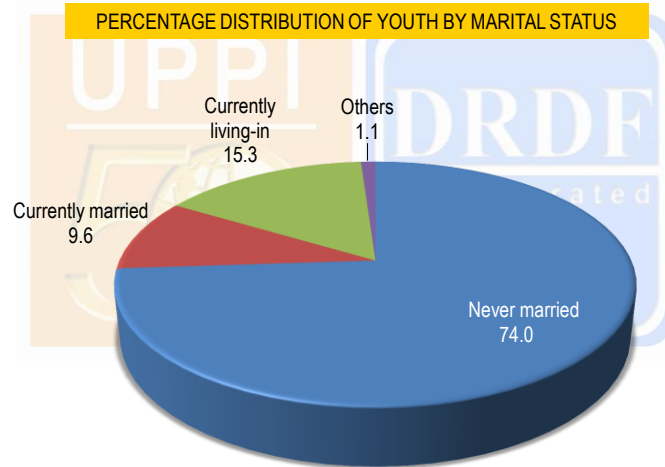
#MIMAROPAProfile

BACKGROUND CHARACTERISTICS, HEALTH, & LIFESTYLE

Majority of MIMAROPA youth are Catholics



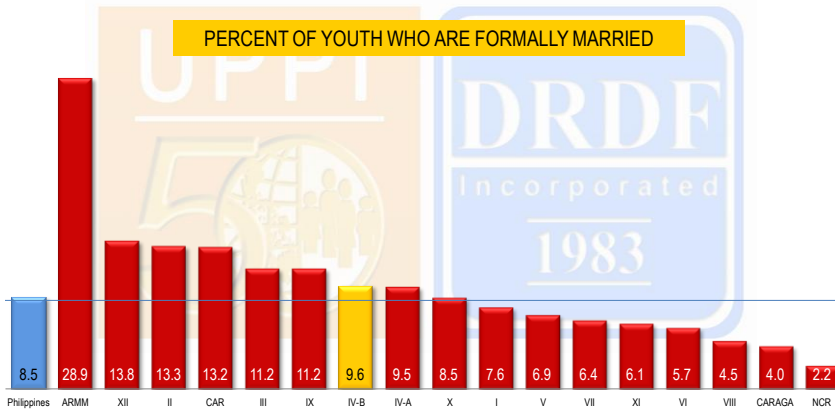
Majority of MIMAROPA youth have never been married



#YAFS4

Demographic Research & Development Foundation • University of the Philippines Population Institute

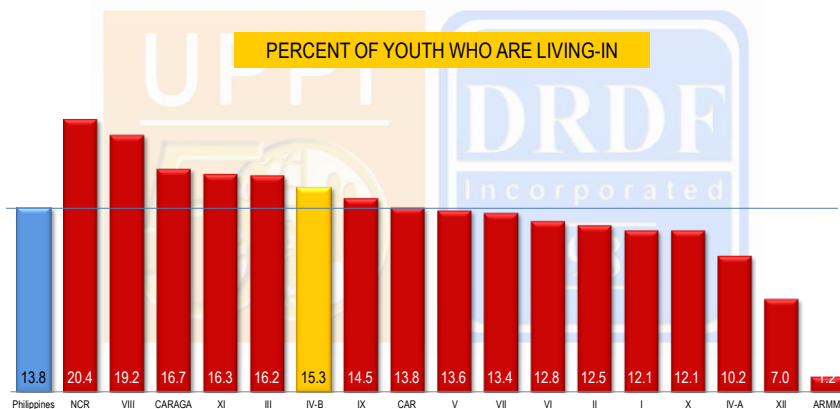
Proportion of youth who are formally married is slightly above the national level



#YAFS4

Demographic Research & Development Foundation • University of the Philippines Population Institute

Proportion of youth who are living-in is also above the national level

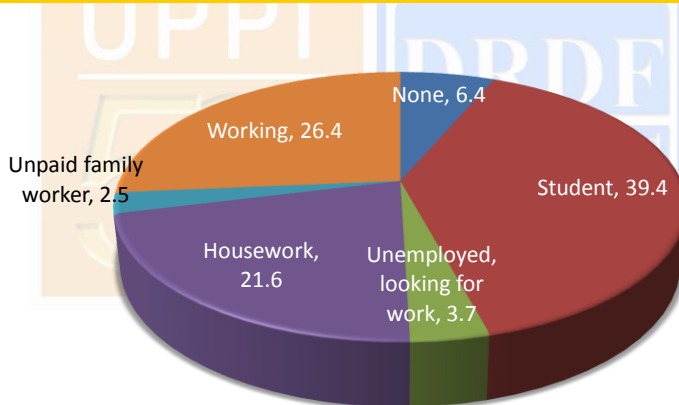


#YAFS4

Demographic Research & Development Foundation • University of the Philippines Population Institute

2 in 5 youth in MIMAROPA are students

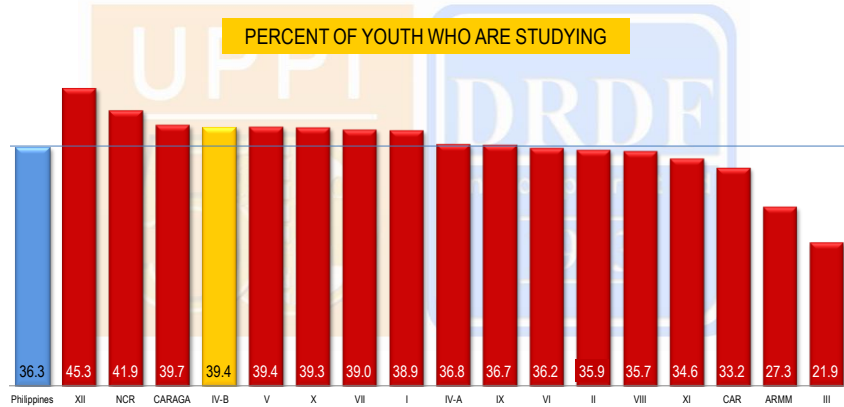
PERCENTAGE DISTRIBUTION OF YOUTH BY MAIN ACTIVITY IN PAST 3 MOS. PRIOR TO THE SURVEY



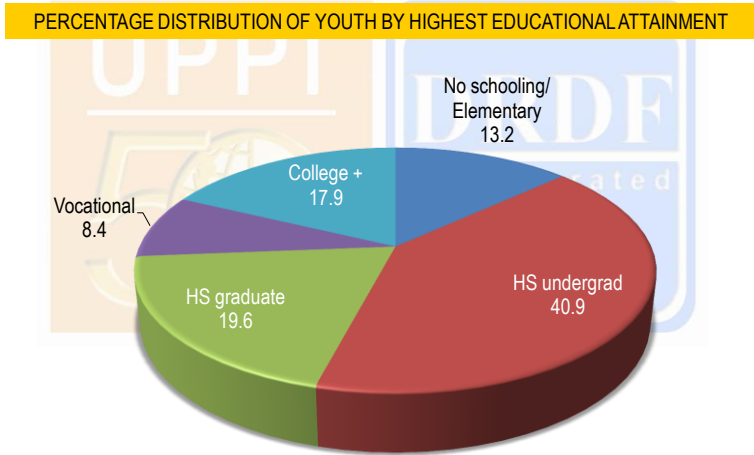
#YAFS4

Demographic Research & Development Foundation • University of the Philippines Population Institute

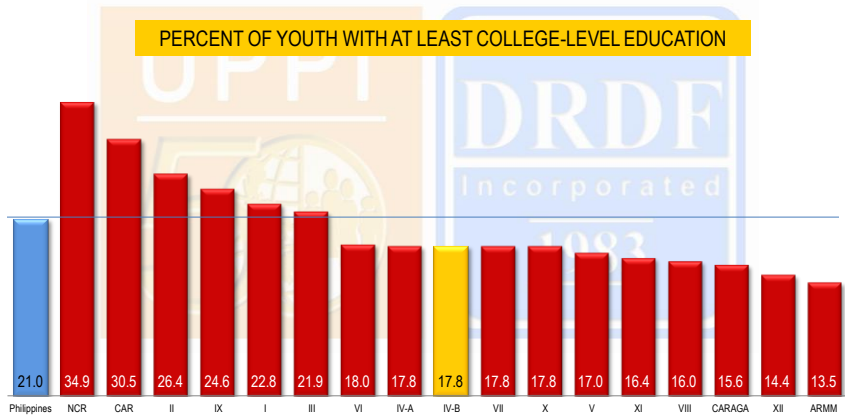
Proportion of youth who are studying in MIMAROPA is 4th highest in the country



Majority of MIMAROPA youth had at least high school-level education



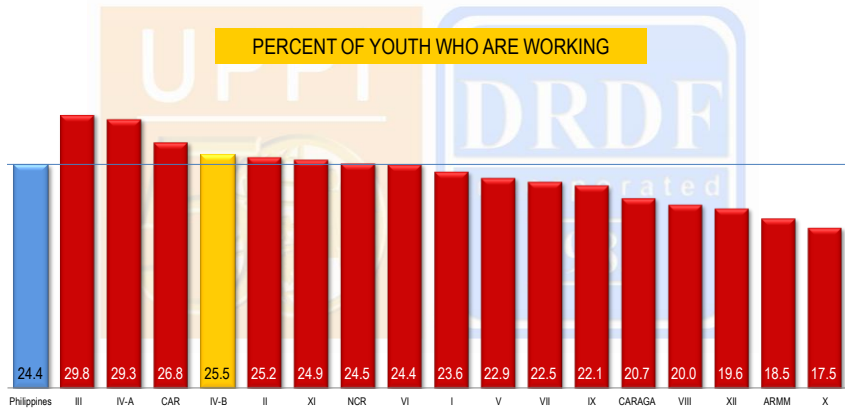
... But the region has lower than the national % of youth with at least college-level education



#YAFS4

Demographic Research & Development Foundation • University of the Philippines Population Institute

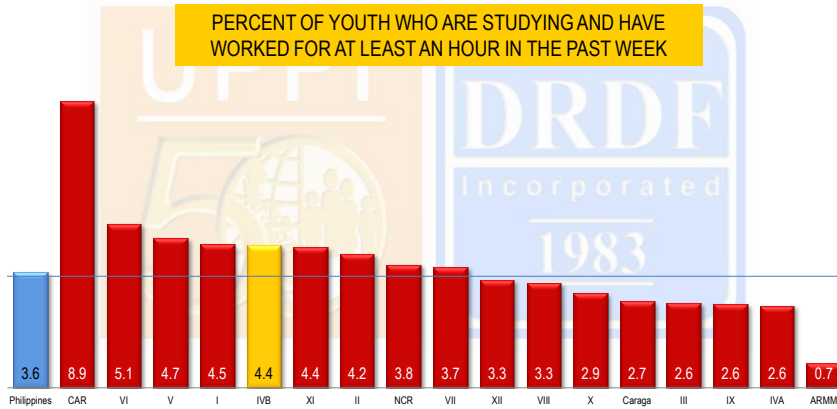
MIMAROPA has the 4th highest proportion of working youth



#YAFS4

Demographic Research & Development Foundation • University of the Philippines Population Institute

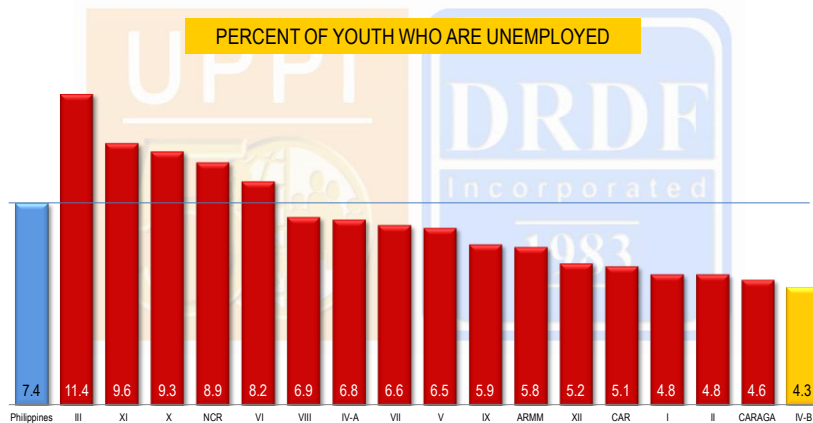
MIMAROPA has the 5th highest proportion of youth who are working students



#YAFS4

Demographic Research & Development Foundation • University of the Philippines Population Institute

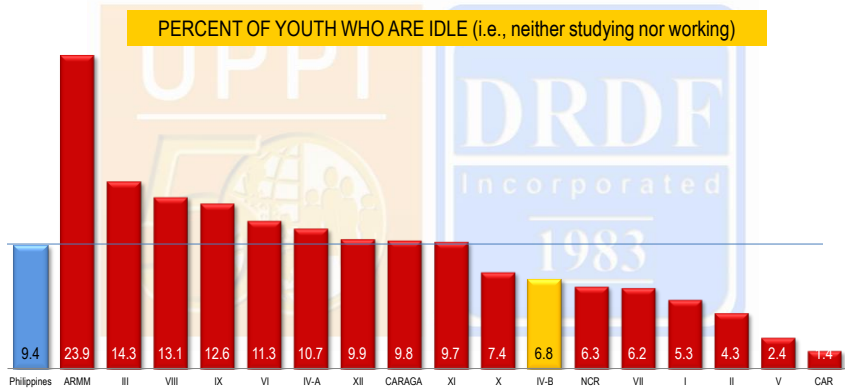
Unemployment among the youth is lowest in MIMAROPA



#YAFS4

Demographic Research & Development Foundation • University of the Philippines Population Institute

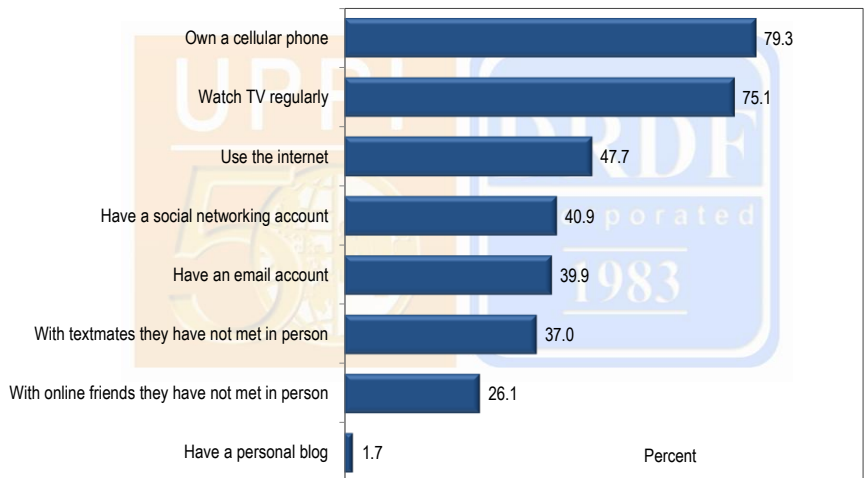
Nearly 7 in 100 are idle



#YAFS4

Demographic Research & Development Foundation • University of the Philippines Population Institute

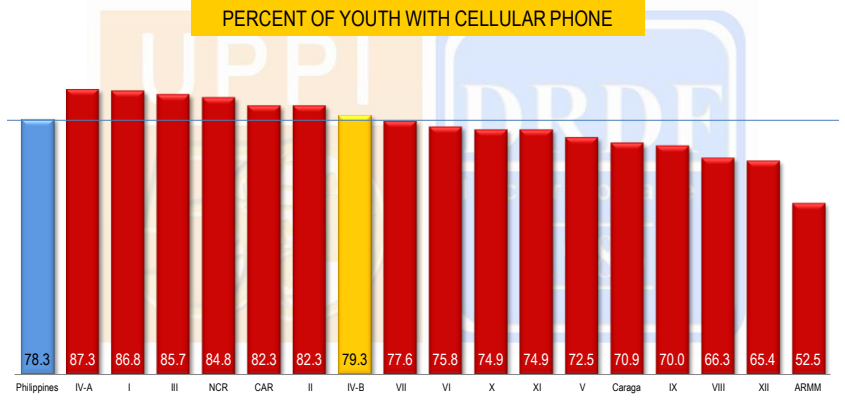
MIMAROPA youth are digitally wired



#YAFS4

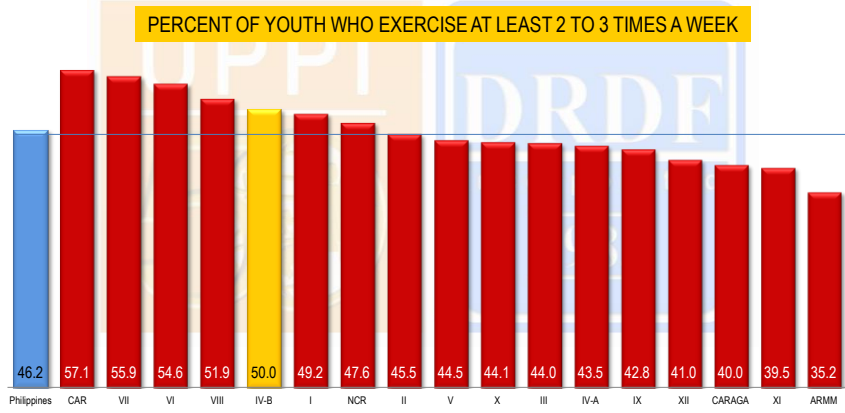
Demographic Research & Development Foundation • University of the Philippines Population Institute

About 8 in 10 MIMAROPA youth have cellular phones



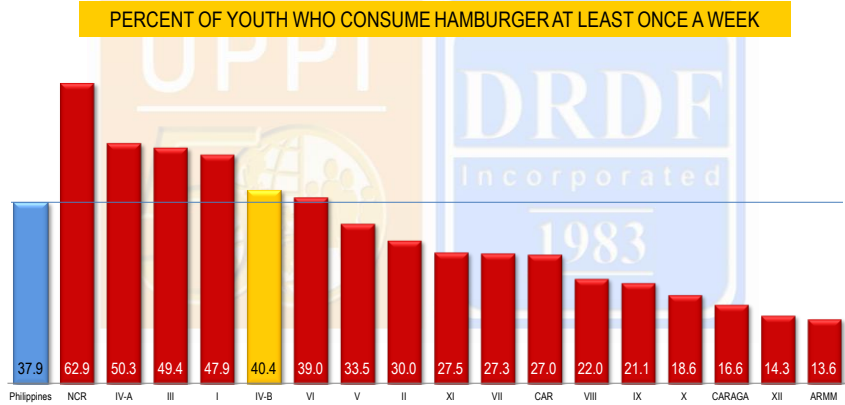
#YAFS4
Demographic Research & Development Foundation • University of the Philippines Population Institute

Half of MIMAROPA youth exercise at least twice a week



#YAFS4
Demographic Research & Development Foundation • University of the Philippines Population Institute

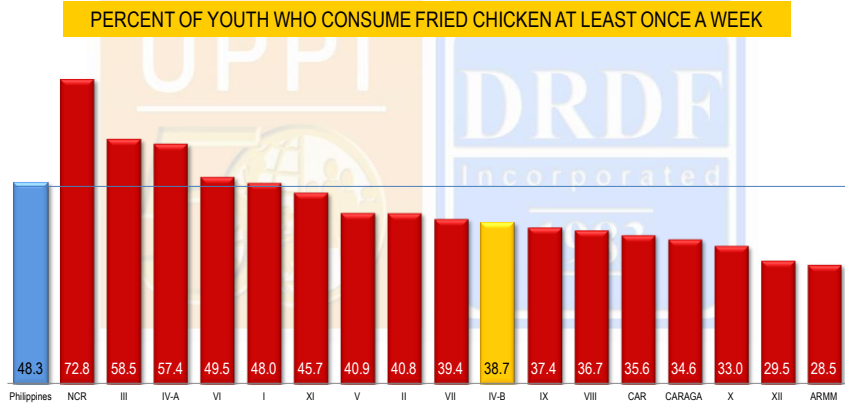
Consumption of hamburger among the youth is 5th highest in MIMAROPA



#YAFS4

Demographic Research & Development Foundation • University of the Philippines Population Institute

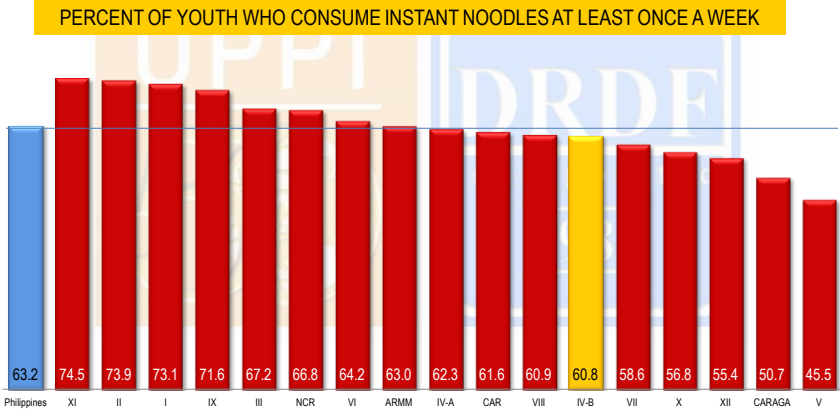
Nearly 2 in 5 youth eat fried chicken at least once a week



#YAFS4

Demographic Research & Development Foundation • University of the Philippines Population Institute

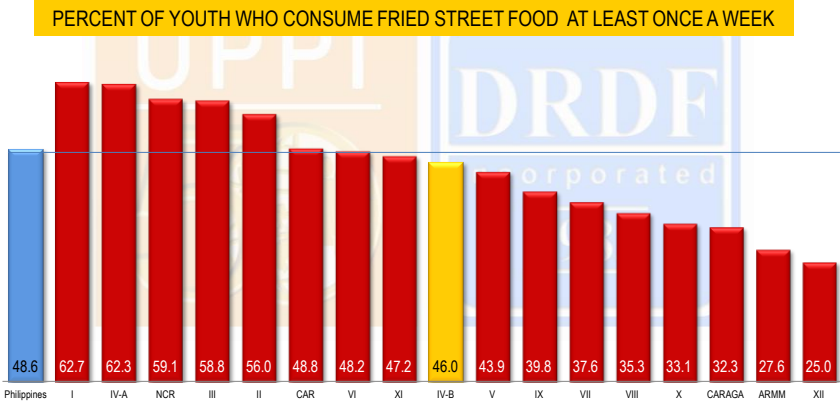
More than 3 in 5 youth consume instant noodles at least once a week



#YAFS4

Demographic Research & Development Foundation • University of the Philippines Population Institute

Consumption of fried street food is below the national average

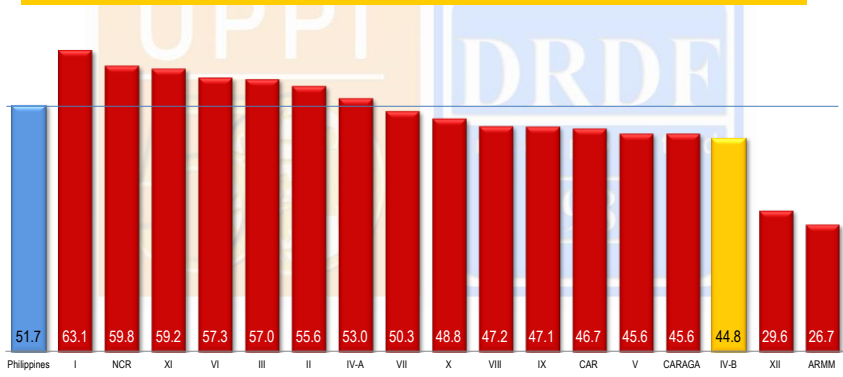


#YAFS4

Demographic Research & Development Foundation • University of the Philippines Population Institute

Consumption level of grilled street food is 3rd lowest in the country

PERCENT OF YOUTH WHO CONSUME GRILLED STREET FOOD AT LEAST ONCE A WEEK

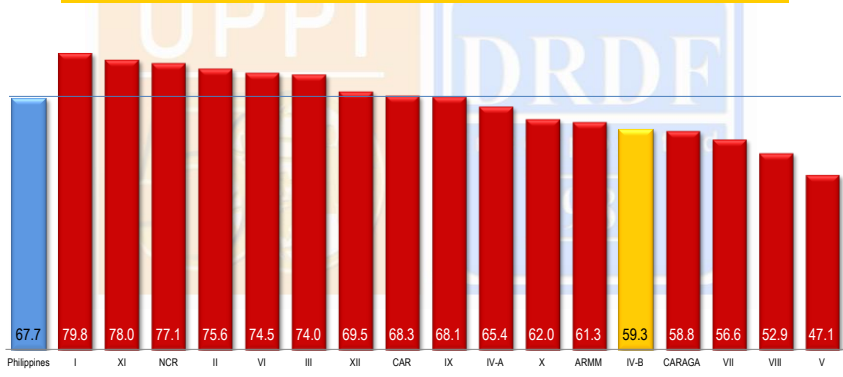


#YAFS4

Demographic Research & Development Foundation • University of the Philippines Population Institute

Nearly 3 in 5 youth drink carbonated drinks at least once a week

PERCENT OF YOUTH WHO DRINK CARBONATED DRINKS AT LEAST ONCE A WEEK

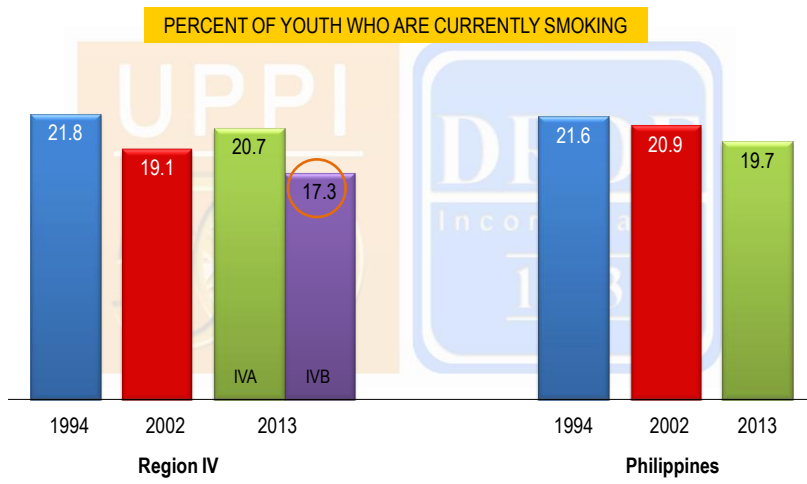


#YAFS4

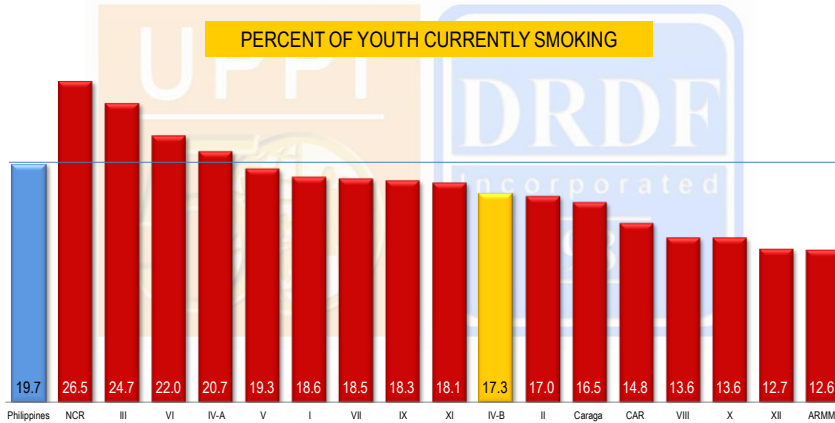
Demographic Research & Development Foundation • University of the Philippines Population Institute



Proportion of youth who are smoking is below the national average



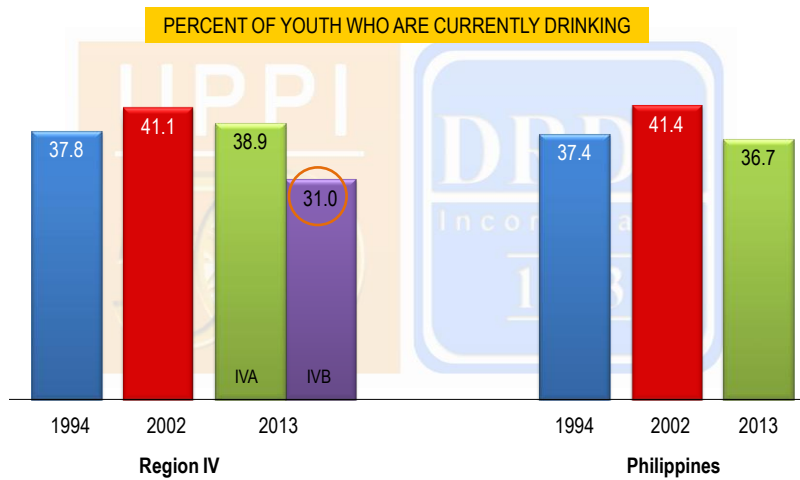
17 in 100 youth in MIMAROPA are currently smoking



#YAFS4

Demographic Research & Development Foundation • University of the Philippines Population Institute

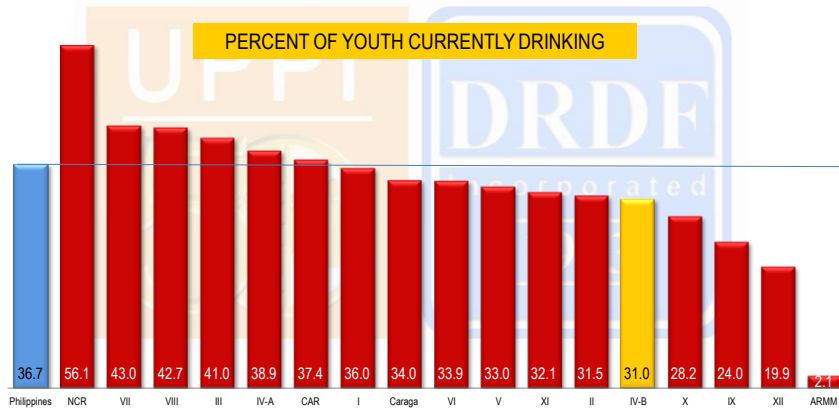
Proportion of currently drinking youth is also below the national average



#YAFS4

Demographic Research & Development Foundation • University of the Philippines Population Institute

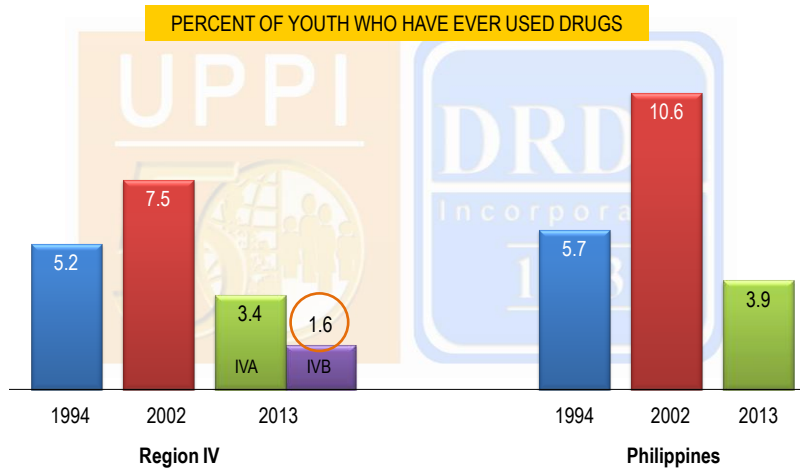
More than 3 in 10 MIMAROPA youth are currently drinking



#YAFS4

Demographic Research & Development Foundation • University of the Philippines Population Institute

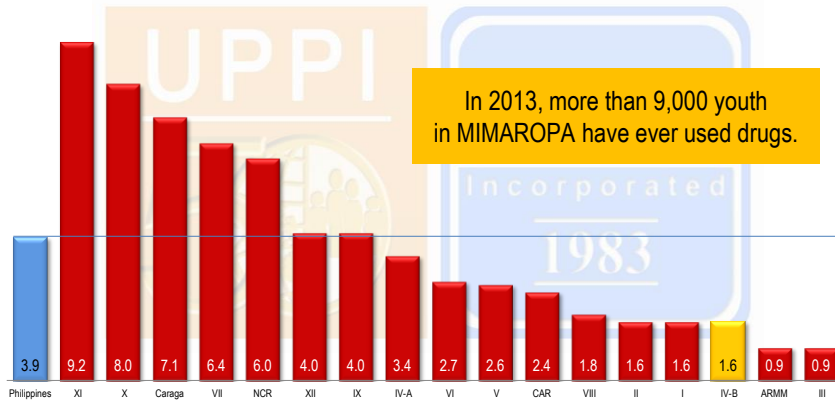
Nearly 2 in 100 youth have used drugs



#YAFS4

Demographic Research & Development Foundation • University of the Philippines Population Institute

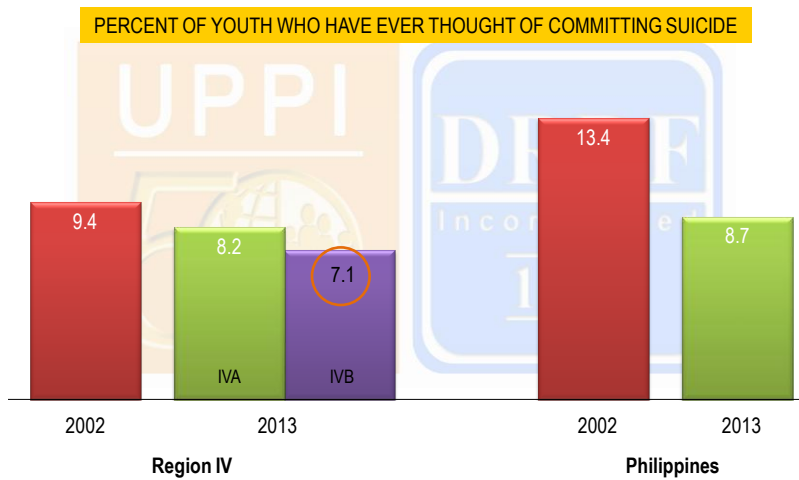
Proportion of MIMAROPA youth who ever used drugs is the 3rd lowest in the country



#YAFS4

Demographic Research & Development Foundation • University of the Philippines Population Institute

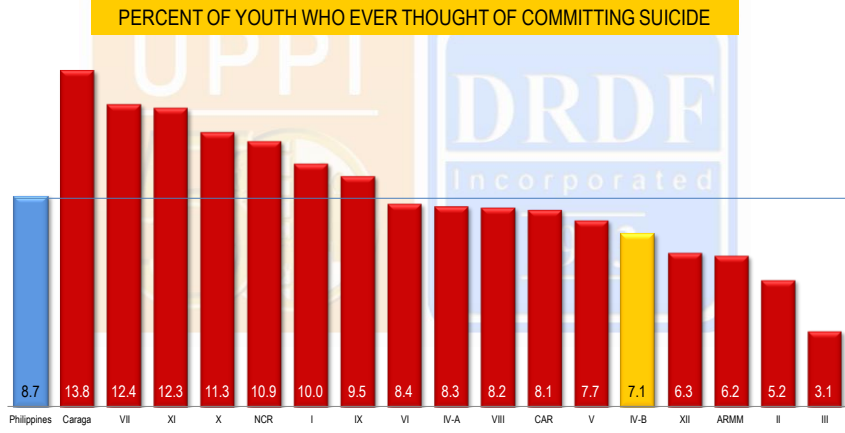
7 in 100 youth have ever considered suicide



#YAFS4

Demographic Research & Development Foundation • University of the Philippines Population Institute

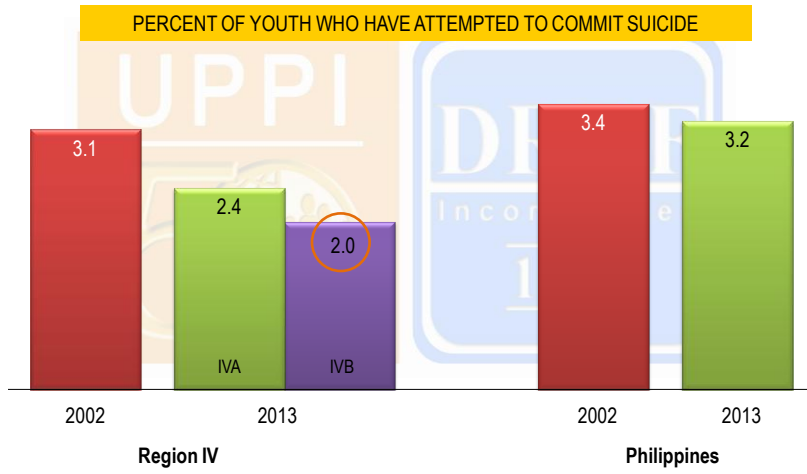
Proportion of MIMAROPA youth who have contemplated suicide is the 5th lowest in the country



#YAFS4

Demographic Research & Development Foundation • University of the Philippines Population Institute

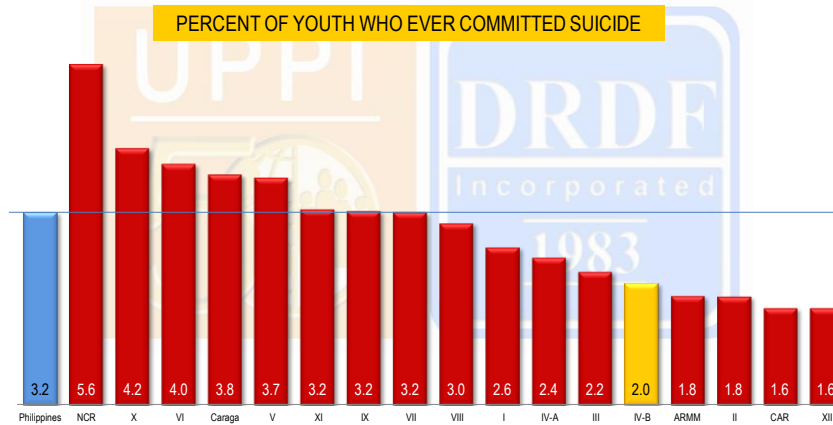
Decline in the proportion of youth who have attempted suicide



#YAFS4

Demographic Research & Development Foundation • University of the Philippines Population Institute

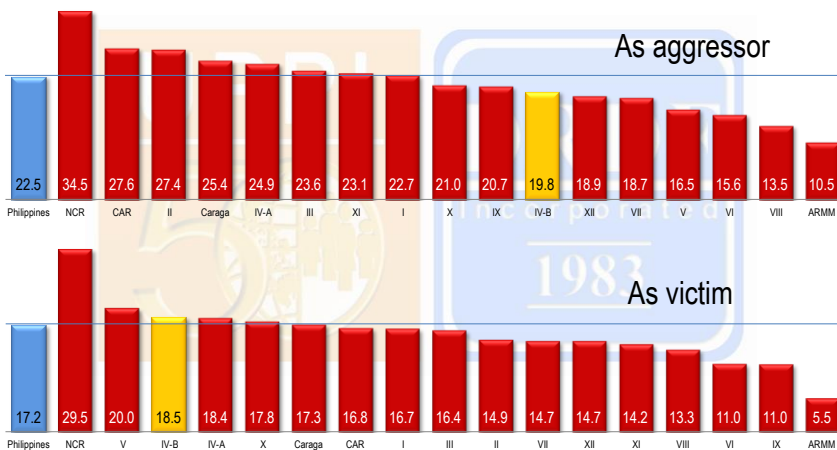
Proportion of MIMAROPA youth who ever attempted suicide is also the 5th lowest in the country



#YAFS4

Demographic Research & Development Foundation • University of the Philippines Population Institute

Proportion of MIMAROPA youth who have been aggressors of violence is relatively low, but the proportion who have been victims is the 3rd highest in the country

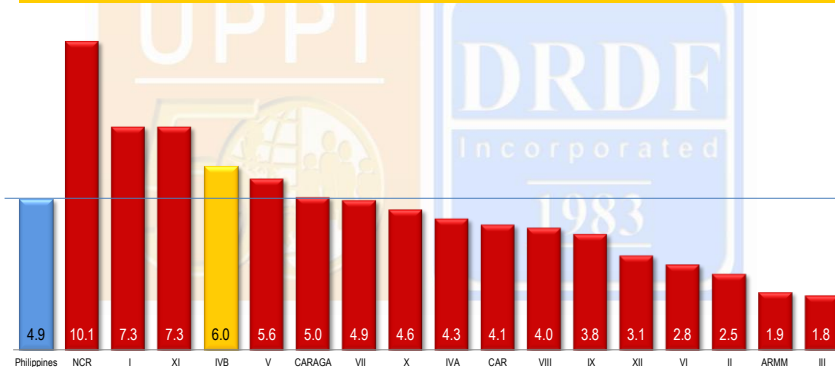


#YAFS4

Demographic Research & Development Foundation • University of the Philippines Population Institute

The proportion of youth who have experienced harassment using technology is the 4th highest in the country

PERCENT OF YOUTH WHO EXPERIENCED HARASSMENT WITH THE USE OF TECHNOLOGY



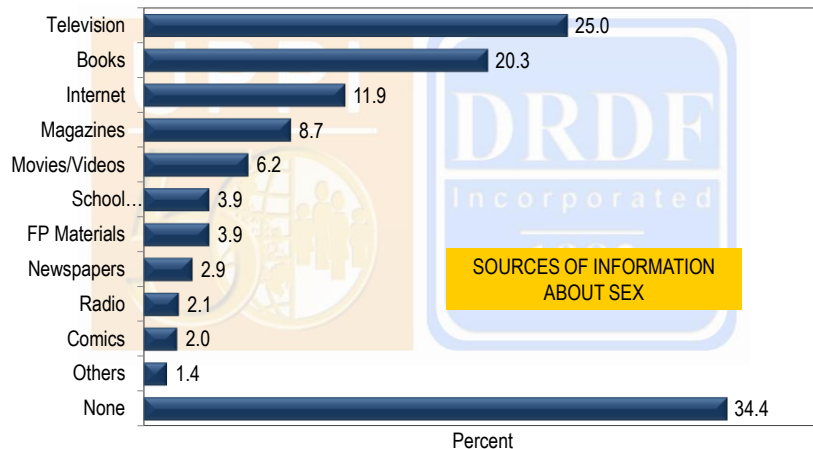
#YAFS4

Demographic Research & Development Foundation • University of the Philippines Population Institute

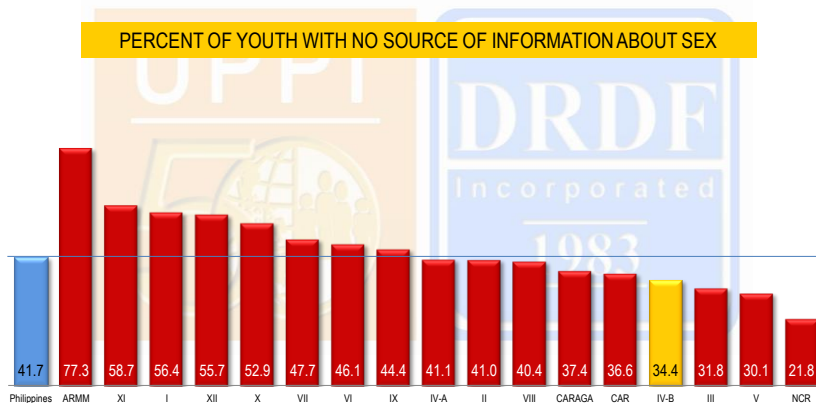
#UsapangSex

SOURCES OF INFORMATION ABOUT SEX

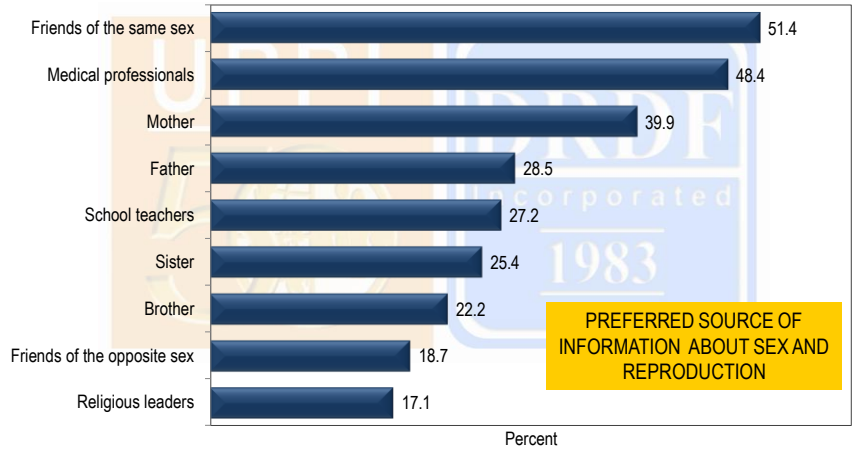
The youth who do not have any source of information about sex far outnumber those who have



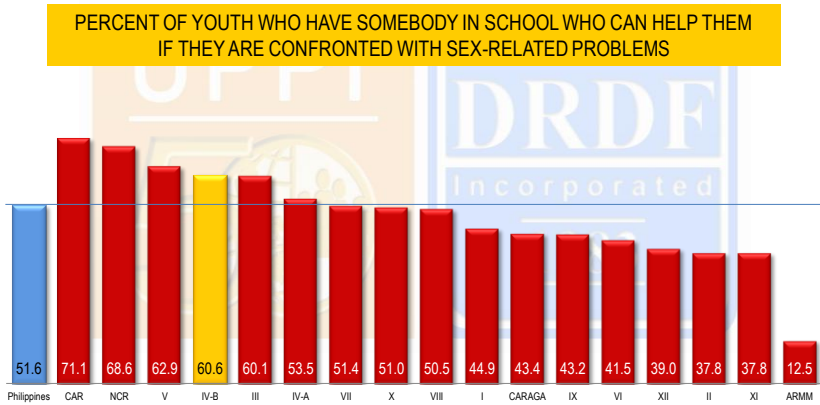
More than 1 in 3 MIMAROPA youth do not have any source of information about sex



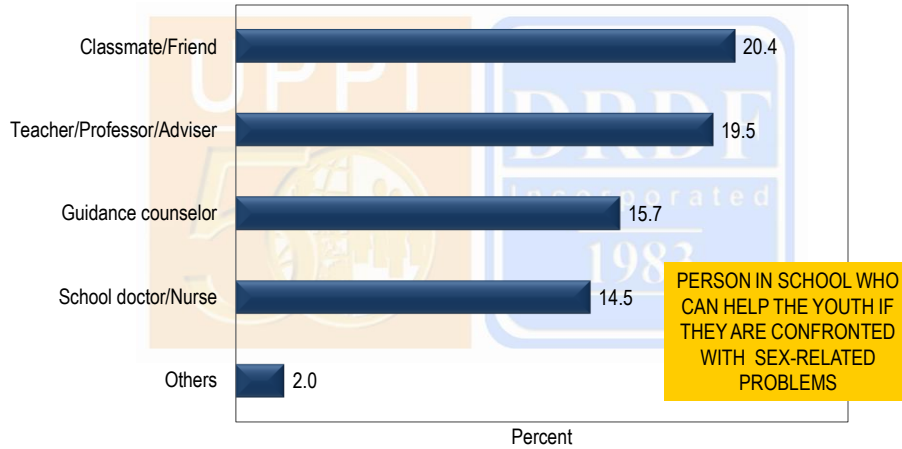
Friends of the same sex, medical professionals, and mothers are MIMAROPA youth's most preferred sources of information about sex and reproduction



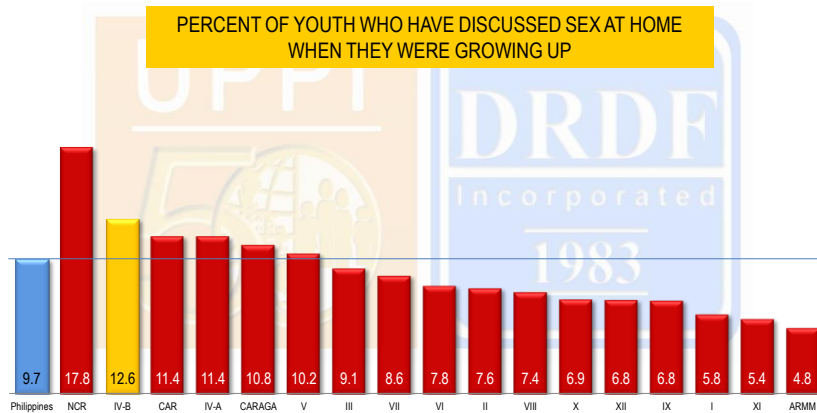
3 in 5 youth in MIMAROPA can find help in school regarding sex-related problems



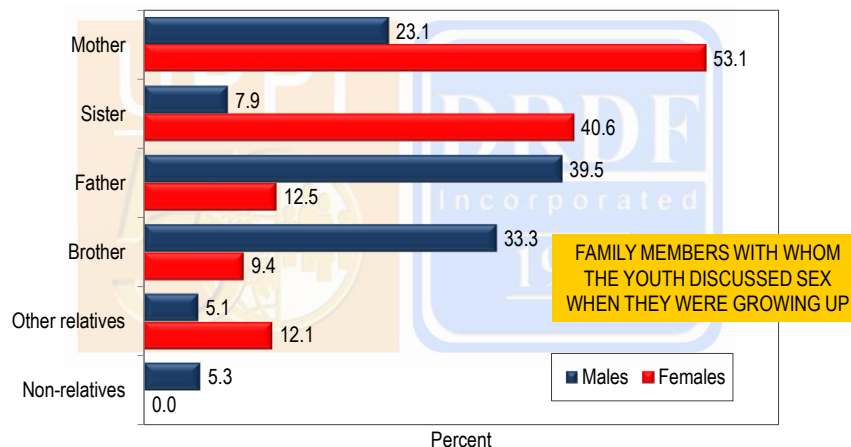
Most MIMAROPA youth identified their classmates/friends as source of help at school for sex-related problems



2nd highest proportion of youth who have discussed sex at home while growing up



Male youth more commonly discuss sex with their fathers; the female youth with their mothers



#YAFS4

Demographic Research & Development Foundation • University of the Philippines Population Institute

SUMMARY

- **Profile of MIMAROPA youth**
 - Mostly students but a large proportion are working students.
 - Unemployment is the lowest in the country
 - Nearly 7 in 100 are idle
 - Nearly 1 in 10 is formally married; proportion living-in (15.3%) is among the highest in the country

#YAFS4

Demographic Research & Development Foundation • University of the Philippines Population Institute

SUMMARY

- **Media exposure of MIMAROPA youth**
 - Very high use of new information technology
 - 79 % own a cellular phone
 - 48 % use the internet
 - Two in five have an e-mail or a social networking account
 - One in four has online friends whom they have not met personally
- **Health and Lifestyle of MIMAROPA youth**
 - One in two exercises 2-3 times a week
 - High consumers of unhealthy foods and drinks

#YAFS4

Demographic Research & Development Foundation • University of the Philippines Population Institute

SUMMARY

- **Non-sexual risk behaviors of MIMAROPA youth**
 - % who are smoking and drinking are among the lowest in the country; an estimated 99 thousand are currently smoking and 177 thousand are currently drinking
 - More than 9 thousand have ever used drugs
 - Low % who ever contemplated and attempted suicide; declined in the last decade
 - Proportion who have been aggressors of violence is relatively low, but the proportion who have been victims is the 3rd highest in the country
 - Proportion who have experienced harassment using technology (6%) is the 4th highest in the country

#YAFS4

Demographic Research & Development Foundation • University of the Philippines Population Institute

SUMMARY

- **Sources of information about sex of MIMAROPA youth**

- The youth who do not have any source of information about sex far outnumber those who have
- Friends (particularly of the same sex), medical professionals and mothers are the preferred sources of information about sex and reproduction
- 61% have someone at school who can help them regarding sex-related problems
- 13 % have discussed sex at home while growing up, the 2nd highest in the country
- Most female youth who discussed sex at home do so with their mothers and sisters while the male youth with their fathers and brothers

#YAFS4

Demographic Research & Development Foundation • University of the Philippines Population Institute



#ThankYou!



YAFS4

Young Adult Fertility & Sexuality Study

- www.drdf.org.ph
- yafs4@drdf.org.ph
- www.facebook.com/yafs4